

Spiral Wound Gaskets

Spiral Wound Gaskets are a robust sealing product widely used across many industrial applications.

Spiral Wound Gaskets consist of a 'V' shaped metal strip spirally wound in combination with a soft filler material - normally Graphite, PTFE or Mica depending on the application and customer specification.

Details:-

- Spiral Wound Gaskets are suitable for use across a wide gasket stress range and are able to seal fluid pressures up to 400 bar and from cryogenic temperatures up to 1000°C.
- Available to suit ASME, DIN or JIS standard flanges or to special dimensions in materials to suit mating flange.
- Available in bespoke sizes to suit vessel or exchanger applications.
- By combining different winding materials and metals, Spiral Wound Gaskets can be tailored to suit a wide variety of operating conditions.
- The outer guide ring simplifies assembly and prevents blowout of the gasket.
- The gasket is easy to remove after service and does not cause any damage to the flange faces.

AMG Sealing Ltd

Unit 5 & 6 Royds Mill Business Park
Dyehouse Lane, Brighouse
West Yorkshire, HD6 1LL, UK

T 01484 723 800

F 05603 424 790

E sales@amgsealing.com

www.amgsealing.com

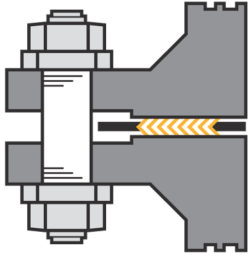
Company Registration **7273888**
VAT **993 9602 65**



Cert No 9889
ISO 9001

Spiral Wound Gasket Profiles:-

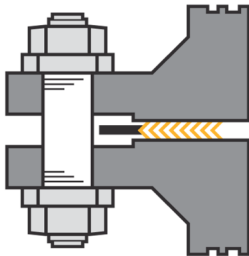
SGIR



The preferred and most common type which offers the best performance.

Gaskets supplied with outer guide ring to centralize the gasket and inner ring which acts as a compression stop and prevents inward buckling – used for RF flanges.

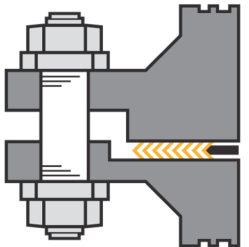
SG



Supplied with outer guide ring only – no inner ring.

Used on RF flanges but **not** recommended over SGIR type.

RIR

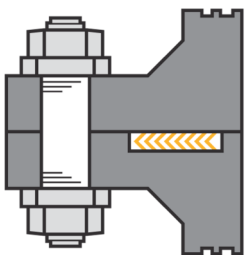


Spiral Wound Gasket with sealing element and Inner ring only.

Mainly used for male and female flanges and recess flanges.

The inner ring is necessary as a compression stop.

R



Sealing element only gasket.

Mainly used for valve bonnets, male and female flanges, recess flanges and load bearing flange configurations such as tongue and groove flanges.

SWG Materials

Filler Material	Max Temperature	ASME B16.20 Colour Coding
Graphite	550°C	Grey Stripe
PTFE	250°C	White Stripe
Mica	1000°C	Light Green

Winding Material	Max Temperature	ASME B16.20 Colour Coding
Carbon Steel	500°C	Silver
316L Stainless	800°C	Green
304 Stainless	650°C	Yellow
Duplex	800°C	N/A
347 Stainless	870°C	Blue
321 Stainless	870°C	Turquoise
Monel 400	800°C	Orange
Nickel 200	600°C	Red
Titanium	540°C	Purple
Hastelloy B-2	1000°C	Brown
Hastelloy C-276	1000°C	Beige
Inconel 600	1000°C	Gold
Inconel 625	1000°C	Gold
Inconel X-750	1000°C	Light Grey
Incoloy 825	1000°C	White
Zirconium 702	500°C	N/A



AMG Sealing Ltd

Unit 5 & 6 Royds Mill Business Park
Dyehouse Lane, Brighouse
West Yorkshire, HD6 1LL, UK

T 01484 723 800

F 05603 424 790

E sales@amgsealing.com

www.amgsealing.com

Company Registration **7273888**
VAT **993 9602 65**



Cert No 9889
ISO 9001



THE INDUSTRIAL SEALING EXPERTS

ASME B16.20 SGIR Spiral Wound Gasket Dimensions

Size	Inner Ring ID					Element ID					Element OD		Outer Ring OD								
	Class					Class					Class		Class								
	150	400	600	900	1500	2500	150	400	600	900	1500	2500	150 - 600	900 - 2500	150	300	400	600	900	1500	2500
1/2"	14.2	14.2	-	14.2	14.2	19.1	19.1	-	19.1	19.1	31.8	31.8	47.8	54.1	-	-	-	-	-	-	-
3/4"	20.6	20.6	-	20.6	20.6	25.4	25.4	-	25.4	25.4	39.6	39.6	57.2	66.8	-	-	-	-	-	-	-
1"	26.9	26.9	-	26.9	26.9	31.8	31.8	-	31.8	31.8	47.8	47.8	66.8	73.2	-	-	-	-	-	-	-
1.1/4"	38.1	38.1	-	33.3	33.3	47.8	47.8	-	39.6	39.6	60.5	60.5	76.2	82.6	-	-	-	-	-	-	-
1.1/2"	44.5	44.5	-	41.4	41.4	54.1	54.1	-	47.8	47.8	69.9	69.9	85.9	95.3	-	-	-	-	-	-	-
2"	55.6	55.6	-	52.3	52.3	69.9	69.9	-	58.7	58.7	85.9	85.9	104.9	111.3	-	-	-	-	-	-	-
2.1/2"	66.5	66.5	-	63.5	63.5	82.6	82.6	-	69.9	69.9	98.6	98.6	124	130.3	-	-	-	-	-	-	-
3"	81	81	78.7	78.7	78.7	101.6	101.6	95.3	92.2	92.2	120.7	120.7	136.7	149.4	-	-	-	-	-	-	-
4"	106.4	102.6	102.6	97.8	97.8	127	120.7	120.7	117.6	117.6	149.4	149.4	174.8	181.1	177.8	193.8	206.5	209.6	235	-	-
5"	131.8	128.3	128.3	124.5	124.5	155.7	147.6	147.6	143	143	177.8	177.8	196.9	215.9	212.9	241.3	247.7	254	279.4	-	-
6"	157.2	154.9	154.9	147.3	147.3	182.6	174.8	174.8	171.5	171.5	209.6	209.6	222.3	251	247.7	266.7	289.1	282.7	317.5	-	-
8"	215.9	205.7	196.9	196.9	196.9	233.4	225.6	222.3	215.9	215.9	263.7	257.3	279.4	308.1	304.8	320.8	358.9	352.6	387.4	-	-
10"	268.2	255.3	246.1	246.1	246.1	287.3	274.6	276.4	266.7	270	317.5	311.2	339.9	362	358.9	400.1	435.1	435.1	476.3	-	-
12"	317.5	307.3	292.1	292.1	292.1	339.9	327.2	323.9	323.9	317.5	374.7	368.3	409.7	422.4	419.1	457.2	498.6	520.7	549.4	-	-
14"	349.3	342.9	320.8	320.8	-	371.6	362	355.6	362	-	406.4	400.1	450.9	485.9	482.6	492.3	520.7	577.9	-	-	-
16"	400.1	389.9	374.7	368.3	-	422.4	412.8	412.8	406.4	-	463.6	457.2	514.4	539.8	536.7	565.2	574.8	641.4	-	-	-
18"	449.3	438.2	425.5	425.5	-	474.7	469.9	463.6	463.6	-	527.1	520.7	549.4	596.9	593.9	612.9	638.3	704.9	-	-	-
20"	500.1	489	482.6	476.3	-	525.5	520.7	520.7	514.4	-	577.9	571.5	606.6	654.1	647.7	682.8	698.5	755.7	-	-	-
24"	603.3	590.6	590.6	577.9	-	628.7	628.7	628.7	616	-	685.8	679.5	717.6	774.7	768.4	790.7	838.2	901.7	-	-	-

ASME B16.47 SERIES A SGIR Spiral Wound Gasket Dimensions

Size	Inner Ring ID					Element ID					Element OD					Outer Ring OD				
	Class					Class					Class					Class				
	150	300	400	600	900	150	300	400	600	900	150	300	400	600	900	150	300	400	600	900
22"	552.5	552.5	552.5	552.5	-	577.9	577.9	577.9	577.9	616	609.6	628.7	628.7	628.7	685.8	660.4	704.8	701.7	733.4	838.2
26"	654.1	654.1	660.4	647.7	660.4	673.1	685.8	685.8	685.8	685.8	704.9	736.6	736.6	736.6	736.6	774.7	835.2	831.9	866.9	882.7
28"	704.9	704.9	711.2	698.5	711.2	723.9	736.6	736.6	736.6	736.6	755.7	787.4	787.4	787.4	787.4	831.9	898.7	892.3	914.4	946.2
30"	755.7	755.7	755.7	755.7	774.7	774.7	793.8	793.8	793.8	793.8	806.5	844.6	844.6	844.6	844.6	882.7	952.5	946.2	971.6	1009.7
32"	806.5	806.5	812.8	812.8	812.8	825.5	850.9	850.9	850.9	850.9	860.6	901.7	901.7	901.7	901.7	939.8	1006.6	1003.3	1022.4	1073.2
34"	857.3	857.3	863.6	863.6	863.6	876.3	901.7	901.7	901.7	901.7	911.4	952.5	952.5	952.5	952.5	990.6	1057.4	1054.1	1073.2	1136.7
36"	908.1	908.1	917.7	917.7	920.8	927.1	955.8	955.8	955.8	958.9	968.5	1006.6	1006.6	1006.6	1009.7	1047.8	1117.6	1117.6	1130.3	1200.2
38"	958.9	952.5	952.5	952.5	1009.7	977.9	977.9	971.6	990.6	1035.1	1019.3	1016	1022.4	1041.4	1085.9	1111.3	1054.1	1073.2	1104.9	1200.2
40"	1009.7	1003.3	1000.3	1009.7	1060.5	1028.7	1022.4	1025.7	1047.8	1098.6	1070.1	1070.1	1076.5	1098.6	1149.4	1162.1	1114.6	1127.3	1155.7	1251
42"	1060.5	1054.1	1051.1	1066.8	1111.3	1079.5	1073.2	1076.5	1104.9	1149.4	1124	1120.9	1127.3	1155.7	1200.2	1219.2	1165.4	1178.1	1219.2	1301.8
44"	1111.3	1104.9	1104.9	1111.3	1155.7	1130.3	1130.3	1130.3	1162.1	1206.5	1178.1	1181.1	1181.1	1212.9	1257.3	1276.4	1219.2	1231.9	1270	1368.6
46"	1162.1	1152.7	1168.4	1162.1	1219.2	1181.1	1178.1	1193.8	1212.9	1270	1228.9	1228.9	1244.6	1263.7	1320.8	1327.2	1273.3	1289.1	1327.3	1435.1
48"	1212.9	1209.8	1206.5	1219.2	1270	1231.9	1235.2	1244.6	1270	1320.8	1279.7	1286	1295.4	1320.8	1371.6	1384.3	1324.1	1346.2	1390.7	1485.9
50"	1263.7	1244.6	1257.3	1270	-	1282.7	1295.4	1295.4	1320.8	-	1333.5	1346.2	1346.2	1371.6	-	1435.1	1378	1403.4	1447.8	-
52"	1314.5	1320.8	1308.1	1320.8	-	1333.5	1346.2	1346.2	1371.6	-	1384.3	1397	1397	1422.4	-	1492.3	1428.8	1454.2	1498.6	-
54"	1358.9	1352.6	1352.6	1378	-	1384.3	1403.4	1403.4	1428.8	-	1435.1	1454.2	1454.2	1479.6	-	1549.4	1492.3	1517.7	1555.8	-
56"	1409.7	1403.4	1403.4	1428.8	-	1435.1	1454.2	1454.2	1479.6	-	1485.9	1505	1505	1530.4	-	1606.6	1543.1	1568.5	1612.9	-
58"	1460.5	1447.8	1454.2	1473.2	-	1485.9	1511.3	1505	1536.7	-	1536.7	1562.1	1555.8	1587.5	-	1663.7	1593.9	1619.3	1663.7	-
60"	1511.3	1524	1517.7	1530.4	-	1536.7	1562.1	1568.5	1593.9	-	1587.5	1612.9	1619.3	1644.7	-	1714.5	1644.7	1682.8	1733.6	-

Gasket Thickness – Sealing Element 4.5mm / Inner & Outer Ring 3.2mm. All Dims in mm.





**THE INDUSTRIAL
SEALING EXPERTS**

ASME B16.47 SERIES B SGIR Spiral Wound Gasket Dimensions

Size	Inner Ring ID					Element ID					Element OD					Outer Ring OD				
	Class					Class					Class					Class				
	150	300	400	600	900	150	300	400	600	900	150	300	400	600	900	150	300	400	600	900
26"	654.1	654.1	654.1	644.7	666.8	673.1	673.1	666.8	663.7	692.2	698.5	711.2	698.5	714.5	749.3	725.4	771.7	746.3	765.3	838.2
28"	704.9	704.9	701.8	692.2	717.6	723.9	723.9	714.5	704.9	743	749.3	762	749.3	755.7	800.1	776.2	825.5	800.1	819.2	901.7
30"	755.7	755.7	752.6	752.6	781.1	774.7	774.7	765.3	778	806.5	800.1	812.8	806.5	828.8	857.3	827	886	857.3	879.6	958.9
32"	806.5	806.5	800.1	793.8	838.2	825.5	825.5	812.8	831.9	863.6	850.9	863.6	860.6	882.7	914.4	881.1	939.8	911.4	933.5	1016
34"	857.3	857.3	850.9	850.9	895.4	876.3	876.3	866.9	889	920.8	908.1	914.4	911.4	939.8	971.6	935	993.9	962.2	997	1073.2
36"	908.1	908.1	898.7	901.7	920.8	927.1	927.1	917.7	939.8	946.2	958.9	965.2	965.2	990.6	997	987.6	1047.8	1022.4	1047.8	1124
38"	958.9	971.6	952.5	952.5	1009.7	974.6	1009.7	971.6	990.6	1035.1	1009.7	1047.8	1022.4	1041.4	1085.9	1044.7	1098.6	1073.2	1104.9	1200.2
40"	1009.7	1022.4	1000.3	1009.7	1060.5	1022.4	1060.5	1025.7	1047.8	1098.6	1063.8	1098.6	1076.5	1098.6	1149.4	1095.5	1149.4	1127.3	1155.7	1251
42"	1060.5	1085.9	1051.1	1066.8	1111.3	1079.5	1111.3	1076.5	1104.9	1149.4	1114.6	1149.4	1127.3	1155.7	1200.2	1146.3	1200.2	1178.1	1219.2	1301.8
44"	1111.3	1124	1104.9	1111.3	1155.7	1124	1162.1	1130.3	1162.1	1206.5	1165.4	1200.2	1181.1	1212.9	1257.3	1197.1	1251	1231.9	1270	1368.6
46"	1162.1	1178.1	1168.4	1162.1	1219.2	1181.1	1216.2	1193.8	1212.9	1270	1224	1254.3	1244.6	1263.7	1320.8	1255.8	1317.8	1289.1	1327.2	1435.1
48"	1212.9	1231.9	1206.5	1219.2	1270	1231.9	1263.7	1244.6	1270	1320.8	1270	1311.4	1295.4	1320.8	1371.6	1306.6	1368.6	1346.2	1390.7	1485.9
50"	1263.7	1267	1257.3	1270	-	1282.7	1317.8	1295.4	1320.8	-	1325.6	1355.9	1346.2	1371.6	-	1357.4	1419.4	1403.4	1447.8	-
52"	1314.5	1317.8	1308.1	1320.8	-	1333.5	1368.6	1346.2	1371.6	-	1376.4	1406.7	1397	1422.4	-	1408.2	1470.2	1454.2	1498.6	-
54"	1365.3	1365.3	1352.6	1378	-	1384.3	1403.4	1403.4	1428.8	-	1422.4	1454.2	1454.2	1479.6	-	1463.8	1530.4	1517.7	1555.8	-
56"	1422.4	1428.8	1403.4	1428.8	-	1444.8	1479.6	1454.2	1479.6	-	1477.8	1524	1505	1530.4	-	1514.6	1593.9	1568.5	1612.9	-
58"	1478	1484.4	1454.2	1473.2	-	1500.4	1535.2	1505	1536.7	-	1528.8	1573.3	1555.8	1587.5	-	1579.6	1655.8	1619.3	1663.7	-
60"	1535.2	1557.3	1517.7	1530.4	-	1557.3	1589	1568.5	1593.9	-	1586	1630.4	1619.3	1644.7	-	1630.4	1706.6	1682.8	1733.6	-

DIN 1514-2 SGIR Spiral Wound Gasket Sizes

Size	Inner Ring ID	Element ID	Element OD	Element OD	Outer Ring OD							
			PN10 - PN40	PN63/100/160	PN10	PN16	PN25	PN40	PN63	PN100	PN160	
10	18	24	34	34	46	46	46	46	56	56	56	56
15	23	29	39	39	51	51	51	51	61	61	61	61
20	28	34	46	-	61	61	61	61	-	-	-	-
25	35	41	53	53	71	71	71	71	82	82	82	82
32	43	49	61	-	82	82	82	82	-	-	-	-
40	50	56	68	68	92	92	92	92	103	103	103	103
50	61	70	86	86	107	107	107	107	113	119	119	119
65	77	86	102	106	127	127	127	127	137	143	143	143
80	90	99	115	119	142	142	142	142	148	154	154	154
100	115	127	143	147	162	162	168	168	174	180	180	180
125	140	152	172	176	192	192	194	194	210	217	217	217
150	167	179	199	203	218	218	224	224	247	257	257	257
200	216	228	248	252	273	273	284	290	309	324	324	324
250	267	279	303	307	327	329	340	352	364	391	388	388
300	318	330	354	358	377	384	400	417	424	458	458	458
350	360	376	400	404	437	444	457	474	486	512	-	-
400	410	422	450	456	488	495	514	546	543	572	-	-
500	510	522	550	556	593	617	624	628	657	704	-	-
600	610	622	650	656	695	734	731	747	764	813	-	-
700	710	722	756	762	810	804	833	852	879	950	-	-
800	810	830	864	870	917	911	942	974	988	-	-	-
900	910	930	964	970	1017	1011	1042	1084	1108	-	-	-
1000	1010	1030	1074	1080	1124	1128	1154	1194	-	-	-	-

